

Scaled data based on original data using
LM-79-08 Approved Method: Electrical and Photometric Measurements of Solid-
State Lighting Products

Test Report Prepared for
Cooper Lighting Solutions
(formerly Eaton)

Brand: STREETWORKS

Report Number: P200570

Luminaire Tested: **GAP-AF-02-LED-U-AFL-8030-1200-HSS**

Issue Date: 3/3/2020

Test Information

Test Method: LM-79-08
Report Number: P200570
TEST IS SCALED FROM IESNA LM-79-08 TEST DATA (P24297)
Test Lab: INNOVATION CENTER P2
Issue Date: 3/3/2020
Manufacturer: COOPER LIGHTING SOLUTIONS (FORMERLY EATON)
Product Line: STREETWORKS
Catalog Number: GAP-AF-02-LED-U-AFL-8030-1200-HSS
Description: GALLEON PEDESTRIAN LUMINAIRE
(2) 80 CRI, 3000K, 1200mA LIGHTSQUARES WITH 16 LEDS EACH AND AUTOMOTIVE FRONTLINE OPTICS WITH HOUSE SIDE SHIELD
Light Source: -
Ballast/Driver: ELECTRONIC DRIVER

Summary

Lumens per Lamp: N/A
Luminaire Lumens: 9103 lumens
Efficiency: N/A
Efficacy: 70.6 lumens/watt
Luminous Opening: Rectangular (W 1' x L: 0.5' x H: 0')
IES Classification: Type II - Short - Full Cutoff
BUG Rating: B1 - U0 - G1

Input Watts (W): 129
Input Voltage (V): NR
Input Current (Ain): NR
Voltage Rise (V): NR
Power Factor: NR
Total Harmonic Distortion (THDi): NR
Frequency (hertz): 60
Stabilization Time: NR
Operation Time: NR
Ambient Temperature (°C): NR
Test Distance: 28.75 FT

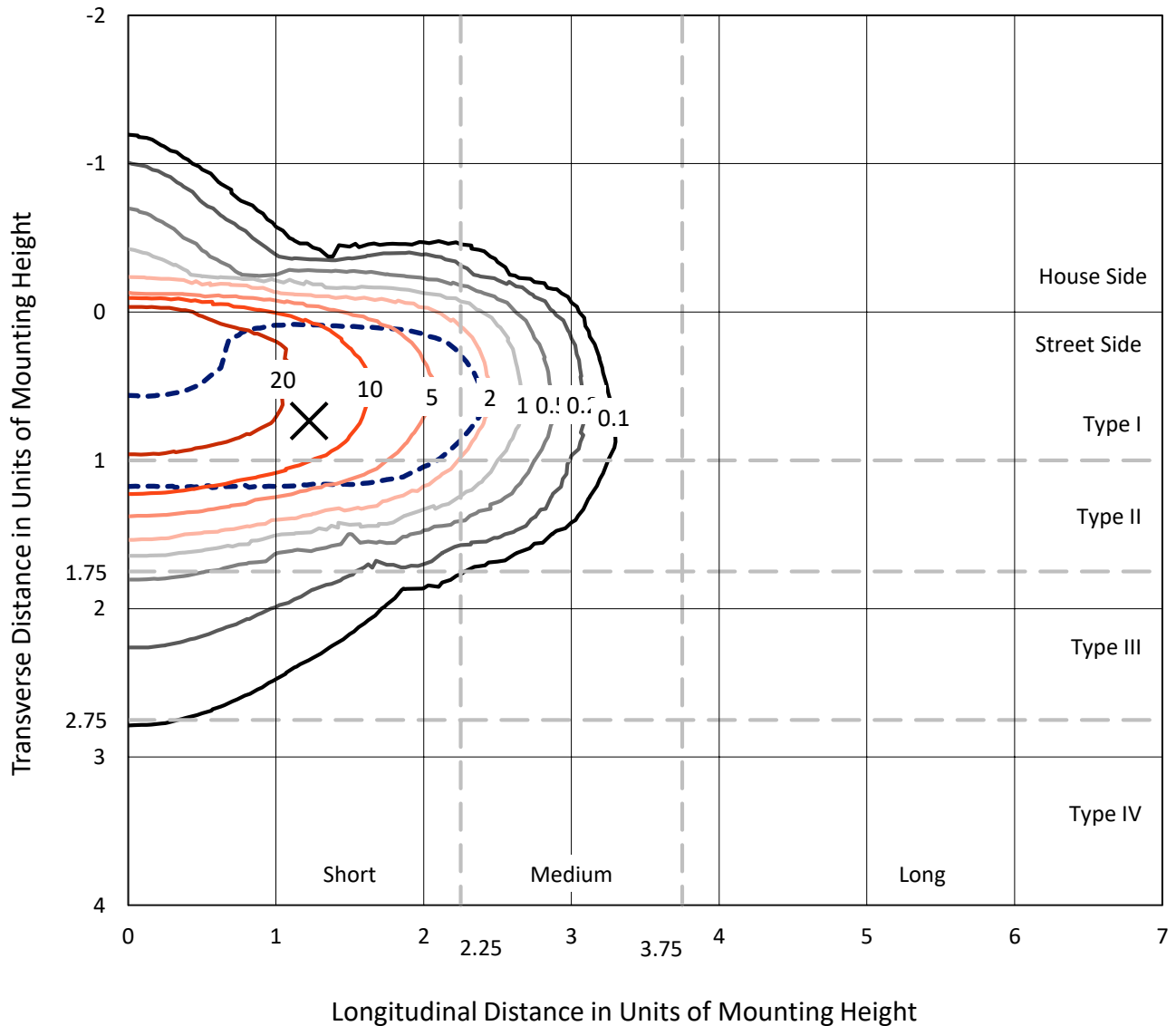


REPORT NUMBER: P200570

CATALOG NUMBER: GAP-AF-02-LED-U-AFL-8030-1200-HSS

Iso-Footcandle Lines of Horizontal Illumination

× Max cd
 - - - 1/2 Max cd

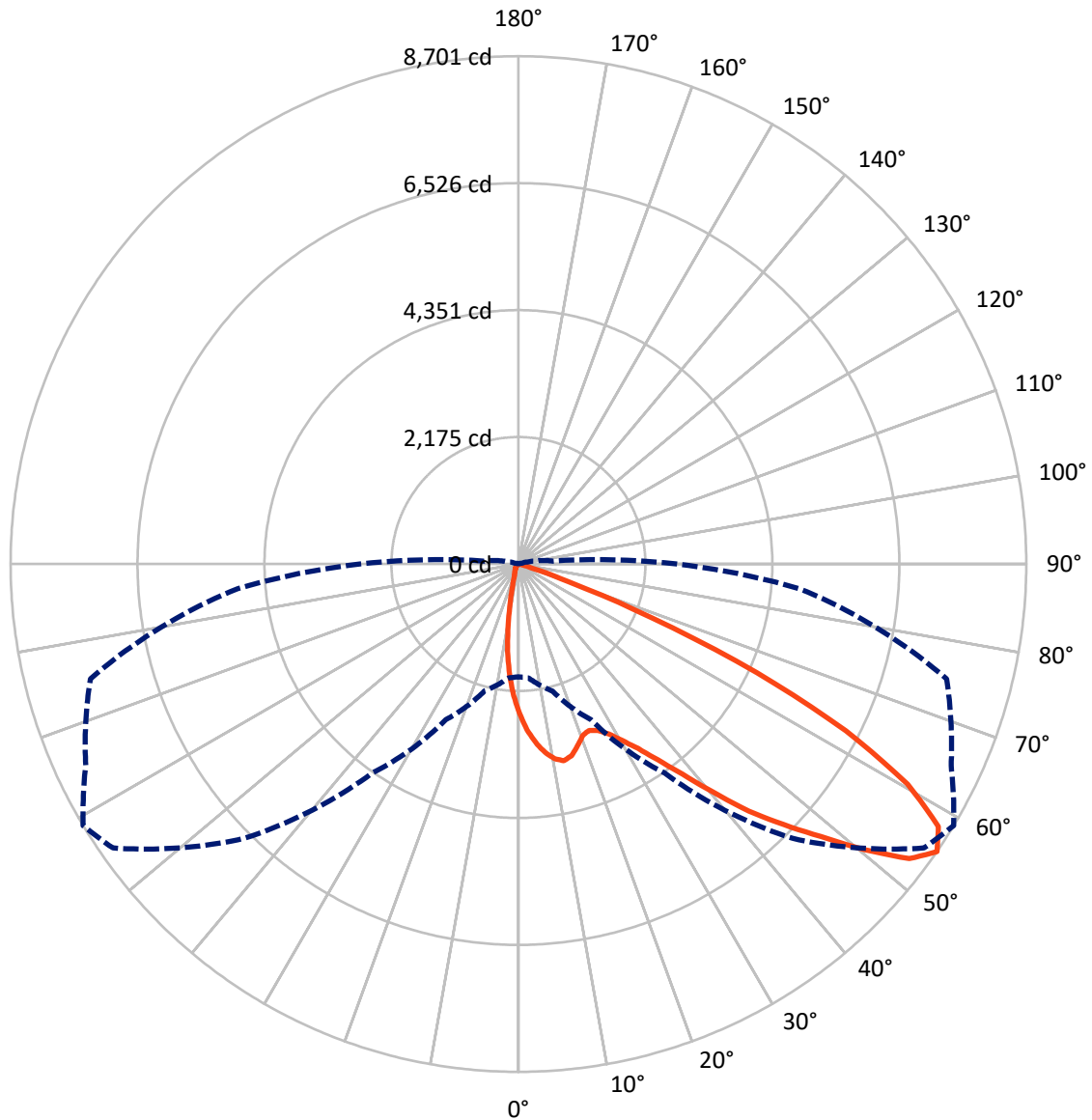


Based on 10 foot mounting height. Maximum calculated value = 31.9 fc
 Type II - Short - Full Cutoff

REPORT NUMBER: P200570

CATALOG NUMBER: GAP-AF-02-LED-U-AFL-8030-1200-HSS

Luminous Intensity Polar Plot



— Vertical Plane Through 59-Deg Lateral - - - Horizontal Cone Through 55-Deg Vertical

REPORT NUMBER: P200570

CATALOG NUMBER: GAP-AF-02-LED-U-AFL-8030-1200-HSS

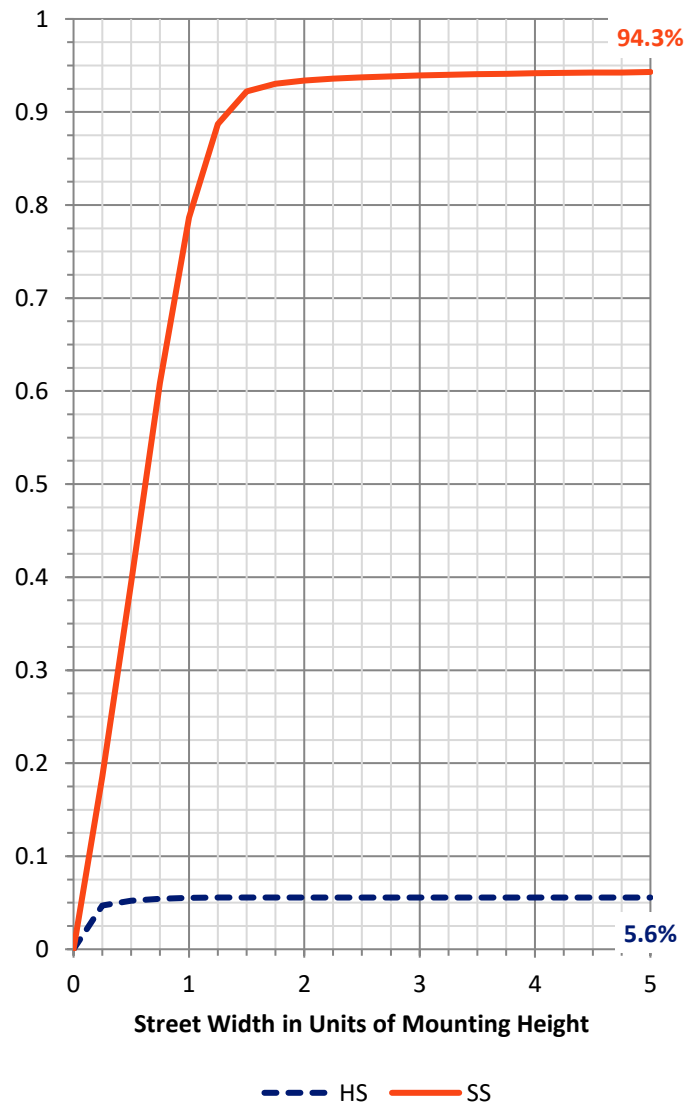
FLUX DISTRIBUTION:

		Downward	Upward	Total
House Side	Lumens	508.5	0.0	508.5
	% Fixture	5.6	0.0	5.6
Street Side	Lumens	8594.5	0.0	8594.5
	% Fixture	94.4	0.0	94.4
Total	Lumens	9103.0	0.0	9103.0
	% Fixture	100.0	0.0	100.0

Coefficient of Utilization

ZONAL LUMENS:

Zone	Lumens	% Fixture
0°-10°	214.6	2.4
10°-20°	513.9	5.6
20°-30°	874.4	9.6
30°-40°	1503.9	16.5
40°-50°	2321.8	25.5
50°-60°	2334.1	25.6
60°-70°	1197.0	13.1
70°-80°	129.7	1.4
80°-90°	13.6	0.1
90°-100°	0.0	0.0
100°-110°	0.0	0.0
110°-120°	0.0	0.0
120°-130°	0.0	0.0
130°-140°	0.0	0.0
140°-150°	0.0	0.0
150°-160°	0.0	0.0
160°-170°	0.0	0.0
170°-180°	0.0	0.0
0°-90°	9103.0	100.0
0°-180°	9103.0	100.0



REPORT NUMBER: P200570

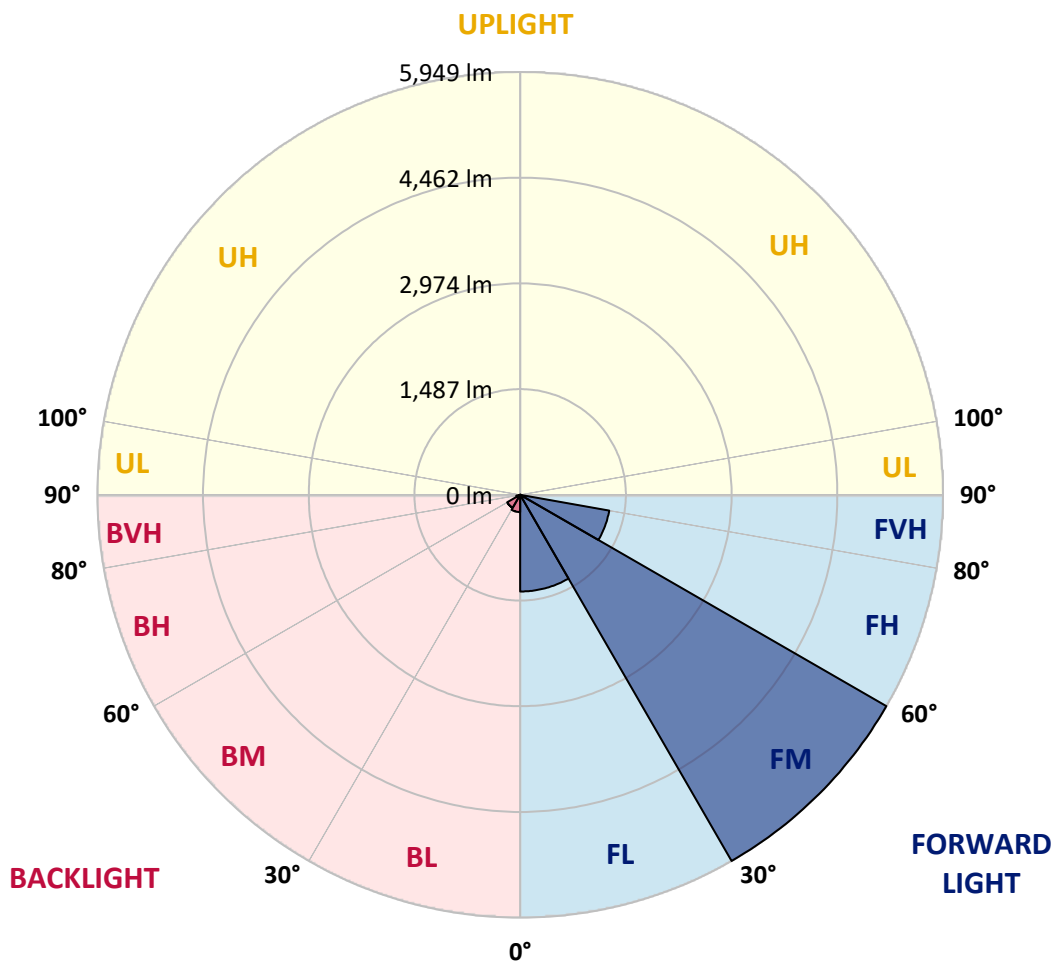
CATALOG NUMBER: GAP-AF-02-LED-U-AFL-8030-1200-HSS

LUMINAIRE CLASSIFICATION SYSTEM LUMEN TABLE AND BUG RATING:

Zone		Lumens	% Fixture	Zone Rating/Lumen Limit		
				B	U	G
FL	(0°-30°)	1360.3	14.9			
FM	(30°-60°)	5948.8	65.3			
FH	(60°-80°)	1272.2	14.0			G1/1800
FVH	(80°-90°)	13.3	0.1			G1/100
BL	(0°-30°)	242.7	2.7	B1/500		
BM	(30°-60°)	211.0	2.3	B0/220		
BH	(60°-80°)	54.5	0.6	B0/110		G0/110
BVH	(80°-90°)	0.3	0.0			G0/10
UL	(90°-100°)	0.0	0.0		U0/0	
UH	(100°-180°)	0.0	0.0		U0/0	

BUG Rating: B1-U0-G1

Type II Short





REPORT NUMBER: P200570

CATALOG NUMBER: GAP-AF-02-LED-U-AFL-8030-1200-HSS

CANDELA DISTRIBUTION (FULL):

	0°	5°	15°	25°	35°	45°	55°	59°	65°	75°	85°
0°	2562.5	2562.5	2562.5	2562.5	2562.5	2562.5	2562.5	2562.5	2562.5	2562.5	2562.5
2.5°	3032.0	2999.7	2990.1	2983.6	2954.1	2917.0	2866.5	2842.9	2794.5	2716.6	2621.0
5°	3309.7	3303.8	3282.3	3270.5	3238.8	3186.2	3105.6	3066.9	2990.1	2859.0	2687.6
7.5°	3188.3	3225.4	3254.9	3304.3	3366.7	3364.5	3296.8	3256.5	3170.6	2997.6	2761.8
10°	2719.3	2749.4	2797.8	2910.0	3138.9	3340.9	3420.4	3391.4	3322.6	3124.9	2833.2
12.5°	2627.5	2624.2	2632.8	2665.6	2785.4	3073.3	3399.4	3458.0	3444.0	3241.5	2900.9
15°	2676.3	2672.6	2671.5	2682.8	2711.8	2833.2	3242.0	3410.2	3518.1	3349.5	2958.4
17.5°	2813.3	2797.2	2788.6	2779.5	2770.9	2801.0	3052.9	3276.4	3529.4	3444.0	3006.2
20°	3048.1	3021.2	2989.5	2938.0	2889.6	2874.6	2973.4	3138.9	3489.1	3516.0	3037.3
22.5°	3343.0	3308.6	3253.8	3159.8	3061.5	3004.6	3012.6	3095.4	3429.0	3594.4	3051.9
25°	3674.5	3630.4	3557.4	3426.8	3282.3	3181.3	3128.7	3157.7	3401.6	3686.3	3068.5
27.5°	4029.6	3980.7	3885.1	3707.2	3543.4	3406.9	3299.5	3295.7	3448.3	3806.6	3095.4
30°	4381.4	4373.9	4249.3	4061.3	3844.2	3678.2	3523.5	3503.6	3578.9	3973.2	3148.6
32.5°	4850.9	4794.5	4642.0	4448.6	4198.2	3998.9	3815.8	3769.6	3779.2	4167.1	3230.7
35°	5442.9	5381.2	5166.3	4899.3	4619.4	4384.1	4181.6	4118.7	4095.1	4484.6	3369.3
37.5°	5825.4	5824.4	5689.5	5417.7	5117.4	4857.9	4637.7	4564.1	4516.3	4868.1	3584.2
40°	5835.6	5860.9	5878.6	5875.9	5662.1	5423.1	5227.5	5136.7	5025.5	5380.6	3862.0
42.5°	5522.5	5587.5	5743.8	6009.2	6135.9	6040.9	5875.9	5786.8	5621.3	5929.1	4200.4
45°	5099.1	5144.3	5417.7	5906.6	6392.7	6653.3	6527.6	6368.0	6149.9	6501.2	4503.9
47.5°	4909.5	4917.6	5094.3	5631.0	6412.1	7155.0	7231.3	6971.8	6630.2	6962.2	4741.4
50°	4342.8	4357.3	4601.1	5153.4	6185.4	7391.9	7938.3	7692.2	7153.9	7317.3	4827.8
52.5°	3273.2	3293.6	3603.0	4368.5	5562.2	7290.9	8444.3	8384.7	7727.7	7490.8	4832.7
55°	1931.2	1958.1	2253.6	2940.7	4375.0	6648.4	8481.9	8701.1	8180.5	7593.4	4825.2
57.5°	902.0	920.8	1090.0	1514.9	2720.9	5254.4	7915.7	8484.1	8430.3	7647.6	4878.3
60°	479.2	484.6	525.4	655.9	1229.7	3331.7	6810.7	7661.1	8202.6	7722.8	4943.3
62.5°	366.4	368.0	365.8	381.4	516.8	1478.9	5148.0	6298.2	7285.6	7666.4	4871.4
65°	317.5	320.2	305.1	301.4	331.5	527.5	3058.3	4489.4	5725.0	6905.2	4380.9
67.5°	284.7	285.8	267.5	251.9	257.3	285.3	1206.6	2457.7	3789.4	5061.5	3175.4
70°	262.2	261.1	241.2	216.5	209.5	195.0	383.6	900.9	1810.9	2566.8	1476.8
72.5°	232.1	232.6	222.9	190.7	174.1	136.4	177.8	262.7	540.4	699.4	346.0
75°	205.7	203.1	191.2	170.8	143.4	89.7	88.1	117.1	166.5	165.5	74.7
77.5°	148.8	146.1	149.9	140.2	110.1	58.0	44.1	56.4	67.7	65.5	21.0
80°	109.1	107.4	96.7	116.6	97.2	39.8	27.4	30.1	34.9	29.5	6.4
82.5°	74.7	74.1	68.2	64.5	55.3	24.2	17.2	18.8	22.6	16.7	3.2
85°	11.8	13.4	49.4	39.2	32.8	10.7	11.8	12.9	15.0	9.1	1.1
87.5°	0.0	0.0	23.1	20.4	6.4	4.3	7.0	7.5	7.5	4.8	0.0
90°	0.0	0.0	0.0	0.0	0.0	0.0	0.0	0.0	0.0	0.0	0.0



REPORT NUMBER: P200570

CATALOG NUMBER: GAP-AF-02-LED-U-AFL-8030-1200-HSS

CANDELA DISTRIBUTION (continued):

	90°	95°	105°	115°	125°	135°	145°	155°	165°	175°	180°
0°	2562.5	2562.5	2562.5	2562.5	2562.5	2562.5	2562.5	2562.5	2562.5	2562.5	2562.5
2.5°	2572.1	2518.4	2419.0	2316.4	2221.3	2108.0	2030.1	1971.5	1903.8	1885.6	1925.3
5°	2589.9	2488.3	2274.5	2041.9	1823.3	1581.0	1395.7	1249.0	1116.3	1071.2	1112.0
7.5°	2617.8	2466.8	2118.2	1735.2	1354.8	976.6	717.7	547.4	438.9	406.7	423.9
10°	2645.7	2435.7	1937.2	1372.0	852.0	475.4	309.4	247.1	224.0	219.2	221.9
12.5°	2668.8	2393.8	1716.4	975.6	455.5	254.6	202.5	192.3	189.1	189.1	190.2
15°	2682.8	2330.4	1454.7	620.5	262.2	192.3	176.7	173.5	173.5	174.1	175.1
17.5°	2681.2	2249.8	1168.4	375.5	196.1	170.3	161.2	158.5	157.9	159.0	159.5
20°	2661.3	2144.5	881.0	247.7	170.8	155.3	146.1	141.3	140.7	141.8	142.9
22.5°	2623.7	2014.5	630.1	190.7	154.2	140.7	129.5	125.2	125.2	126.2	127.3
25°	2578.0	1855.5	430.8	161.7	139.1	125.2	114.4	110.7	111.7	114.4	115.0
27.5°	2521.1	1676.6	292.8	138.6	120.9	109.6	101.5	98.8	101.5	105.3	106.4
30°	2472.2	1490.2	209.0	119.8	102.6	94.5	89.7	89.7	93.5	100.5	102.1
32.5°	2434.6	1309.7	161.2	105.8	89.2	82.2	79.5	82.2	88.1	95.1	96.7
35°	2429.8	1160.9	136.4	94.5	79.5	72.5	71.4	76.3	82.2	87.6	88.6
37.5°	2466.8	1023.4	123.0	85.4	70.9	64.5	63.4	69.3	75.2	81.7	83.3
40°	2537.2	915.4	113.3	76.8	63.9	56.9	54.8	59.1	67.2	75.7	77.9
42.5°	2628.5	826.2	102.6	68.2	56.9	47.3	44.6	49.4	58.0	67.2	69.8
45°	2715.6	749.4	90.8	58.6	47.8	36.5	35.5	41.9	46.2	55.3	57.5
47.5°	2763.4	681.7	80.6	47.8	37.1	29.5	29.5	31.2	35.5	46.2	48.3
50°	2747.3	627.5	69.8	35.5	25.8	22.6	22.6	22.0	28.5	37.1	38.7
52.5°	2715.0	596.3	60.2	27.4	17.7	16.1	14.5	16.1	19.9	23.6	24.2
55°	2710.2	590.9	50.5	22.0	12.4	10.7	8.1	8.1	8.1	7.5	6.4
57.5°	2747.8	599.5	42.4	17.7	9.1	7.0	4.3	0.0	0.0	0.0	0.0
60°	2786.5	608.7	36.5	12.4	6.4	3.8	0.5	0.0	0.0	0.0	0.0
62.5°	2722.0	588.2	30.6	7.5	4.8	1.6	0.0	0.0	0.0	0.0	0.0
65°	2391.1	500.7	24.2	5.4	3.2	0.0	0.0	0.0	0.0	0.0	0.0
67.5°	1700.8	335.2	16.1	3.2	0.5	0.0	0.0	0.0	0.0	0.0	0.0
70°	776.3	140.2	10.2	1.1	0.0	0.0	0.0	0.0	0.0	0.0	0.0
72.5°	166.0	43.5	7.0	0.0	0.0	0.0	0.0	0.0	0.0	0.0	0.0
75°	33.8	31.7	2.7	0.0	0.0	0.0	0.0	0.0	0.0	0.0	0.0
77.5°	10.7	50.0	0.0	0.0	0.0	0.0	0.0	0.0	0.0	0.0	0.0
80°	6.4	36.0	0.0	0.0	0.0	0.0	0.0	0.0	0.0	0.0	0.0
82.5°	1.1	5.4	0.0	0.0	0.0	0.0	0.0	0.0	0.0	0.0	0.0
85°	0.0	0.0	0.0	0.0	0.0	0.0	0.0	0.0	0.0	0.0	0.0
87.5°	0.0	0.0	0.0	0.0	0.0	0.0	0.0	0.0	0.0	0.0	0.0
90°	0.0	0.0	0.0	0.0	0.0	0.0	0.0	0.0	0.0	0.0	0.0

(END OF REPORT)